


# GUIDE TO USING OUR PA SYSTEMS MACKIE DFX-12 & CFX-12/16



SET THE MASTER VOLUME TO 0 & TURN THE DESK ON (CHECK THE POWER LIGHT)  
CHECK THE SPEAKERS ARE TURNED ON AT THE WALL & ON THE BACK (CHECK THE GREEN LIGHT)



PLUG IN A MIC



SET THE MIC GAIN TO 12 O'CLOCK & SET THE LOW CUT SWITCH TO 'IN'




SET THE EQ CONTROLS TO 'U'



SET THE MONITOR SEND TO 0, AND THE FX SEND TO 'U'




SET THE PAN POT TO 12 O'CLOCK, AND THE MUTE SWITCH TO 'OUT'



SET ALL THE MAIN EQUALIZER BANDS TO '0', AND THE MAIN/AUX 1 SWITCH TO 'MAIN'

TALK INTO THE MIC AND SLOWLY BRING UP THE MAIN MASTER VOLUME  
(THE MIC SHOULD BE WORKING NOW)



SELECT 'MD. PLATE' AND SET ALL PARAMETERS TO 'NORMAL'

SET AUX2/EFX SEND TO 12 O'CLOCK AND TURN UP THE EFX RETURN FADER